















| Art.                                                                                | Art. No. | Descrizione                                                                                                               | Description                                                                                                    | Prezzo Price |
|-------------------------------------------------------------------------------------|----------|---------------------------------------------------------------------------------------------------------------------------|----------------------------------------------------------------------------------------------------------------|--------------|
|    | 6006     | <b>Abbeveratoio a morso per suini</b> , con punta in acciaio inox<br>Portata regolabile<br>0,1 - max. 4,0 bar             | <b>Nipple drinker for pigs</b><br>point made of stainless steel<br>adjustable flow<br>0,1 - max. 4,0 bar       |              |
|    | 6026     | <b>Abbeveratoio a morso per suinetti</b> , punta in acciaio inox, per svezamento.<br>Portata regolabile                   | <b>Nipple drinker for piglets</b><br>point made of stainless steel, for rearing.<br>Adjustable flow            |              |
|   | 6101     | <b>Abbeveratoio umidificatore 1/2"</b><br>in acciaio inox<br>(2 fori = 60°)<br>resistente agli acidi                      | <b>Trough-sprayer 1/2"</b><br>made of stainless steel<br>(2 holes = 60°)<br>acid-resistant                     |              |
|  | 6102     | <b>Abbeveratoio umidificatore 1/2"</b><br>in acciaio inox<br>(3 fori = 120°)<br>resistente agli acidi                     | <b>Trough-sprayer 1/2"</b><br>made of stainless steel<br>(3 holes = 120°)<br>acid-resistant                    |              |
|  | 6103     | <b>Abbeveratoio umidificatore</b><br>con filetto femmina 1/2" in acciaio inox<br>(2 fori = 60°)<br>resistente agli acidi  | <b>Trough-sprayer with female thread 1/2"</b><br>made of stainless steel<br>(2 holes = 60°)<br>acid-resistant  |              |
|  | 6104     | <b>Abbeveratoio umidificatore</b><br>con filetto femmina 1/2" in acciaio inox<br>(3 fori = 120°)<br>resistente agli acidi | <b>Trough-sprayer with female thread 1/2"</b><br>made of stainless steel<br>(3 holes = 120°)<br>acid-resistant |              |









| Art.                                                                                | Art. No. | Descrizione                                                                            | Description                                                                | Prezzo Price |
|-------------------------------------------------------------------------------------|----------|----------------------------------------------------------------------------------------|----------------------------------------------------------------------------|--------------|
|    | 6110     | <b>Nipple per abbeveratoio a tazza</b> in acciaio inox, 1/2" resistente agli acidi     | <b>Nipple for bowl drinker</b> made of stainless steel 1/2" acid-resistant |              |
|    | 6111     | <b>Nipple per canaletta</b> con pin corto, in acciaio inox, 1/2" resistente agli acidi | <b>Trough-nipple short</b> made of stainless steel 1/2" acid-resistant     |              |
|   | 6112     | <b>Nipple per canaletta</b> con pin lungo, in acciaio inox, 1/2" resistente agli acidi | <b>Trough-nipple long</b> made of stainless steel 1/2" acid-resistant      |              |
|  | 6113     | <b>Attacco filetto femmina</b> 1/2", in acciaio inox                                   | <b>Socket female thread</b> 1/2" made of stainless steel                   |              |









| Art.                                                                                | Art. No. | Descrizione                                                                                                   | Description                                                                                          | Prezzo Price |
|-------------------------------------------------------------------------------------|----------|---------------------------------------------------------------------------------------------------------------|------------------------------------------------------------------------------------------------------|--------------|
|    | 6130     | <b>Abbeveratoio nipple per suinetti</b> , diametro 16mm e filetto 1/2", in acciaio inox resistente agli acidi | <b>Nipple drinker for piglets</b> with diameter 16mm and 1/2" made of stainless steel acid-resistant |              |
|    | 6131     | <b>Abbeveratoio nipple per suini</b> , diametro 20mm e filetto 1/2", in acciaio inox resistente agli acidi    | <b>Nipple drinker for pigs</b> with diameter 20mm and 1/2" made of stainless steel acid-resistant    |              |
|   | 6132     | <b>Abbeveratoio nipple per suini</b> , diametro 25mm e filetto 1/2", in acciaio inox resistente agli acidi    | <b>Nipple drinker for pigs</b> with diameter 25mm and 1/2" made of stainless steel acid-resistant    |              |
|  | 6133     | <b>Abbeveratoio nipple per suini</b> , diametro 25mm e filetto 3/4", in acciaio inox resistente agli acidi    | <b>Nipple drinker for pigs</b> with diameter 25mm and 3/4" made of stainless steel acid-resistant    |              |
|  | 6134     | <b>Abbeveratoio nipple per suinetti</b> , diametro 5mm e filetto 1/2", in acciaio inox resistente agli acidi  | <b>Nipple drinker for piglets</b> with diameter 16mm and 1/2" made of stainless steel acid-resistant |              |
|  | 6135     | <b>Abbeveratoio nipple per suini</b> , diametro 20mm e filetto 1/2", in acciaio inox resistente agli acidi    | <b>Nipple drinker for pigs</b> with diameter 20mm and 1/2" made of stainless steel acid-resistant    |              |










| Art.                                                                                | Art. No.                                                       | Descrizione                                                                                                                                                           | Description                                                                                                                                                                | Prezzo Price |
|-------------------------------------------------------------------------------------|----------------------------------------------------------------|-----------------------------------------------------------------------------------------------------------------------------------------------------------------------|----------------------------------------------------------------------------------------------------------------------------------------------------------------------------|--------------|
|    | <b>6201</b>                                                    | <b>Attacco 15°</b><br>in acciaio inox 1/2"                                                                                                                            | <b>Bracket 15°</b><br>stainless steel 1/2"                                                                                                                                 |              |
|    | <b>6202</b>                                                    | <b>Attacco 45°</b><br>in acciaio inox 1/2"                                                                                                                            | <b>Bracket 45°</b><br>stainless steel 1/2"                                                                                                                                 |              |
|   | <b>6211</b><br><b>6211-1</b><br><b>6211-2</b><br><b>6211-3</b> | <b>Tubo acciaio inox</b><br>con angolo 15°<br>per nipples 1/2"<br>L=380 mm<br>L=500 mm<br>L=750 mm<br>L=1000 mm                                                       | <b>Stainless steel pipe</b><br>with angle 15°<br>for nipples 1/2"<br>L=380 mm<br>L=500 mm<br>L=750 mm<br>L=1000 mm                                                         |              |
|  | <b>6212</b>                                                    | <b>Tubo acciaio inox</b><br>con angolo 15°<br>per nipples 1/2"<br>con supporto fissaggio<br>L=380 mm                                                                  | <b>Stainless steel pipe</b><br>with angle 15°<br>for nipples 1/2" with bracket<br>L=380 mm                                                                                 |              |
|  | <b>6212-1</b><br><b>6212-2</b><br><b>6212-3</b>                | <b>Tubo acciaio inox</b><br>con angolo 15°<br>per nipples 1/2"<br>con 2 supporti fissaggio<br>L=500 mm<br>L=750 mm<br>L=1000 mm                                       | <b>Stainless steel pipe</b><br>with angle 15°<br>for nipples 1/2"<br>with 2 brackets<br>L=500 mm<br>L=750 mm<br>L=1000 mm                                                  |              |
|  | <b>6213</b><br><b>6213-1</b><br><b>6213-2</b>                  | <b>Tubo acciaio inox</b><br>con 2 uscite per nipples 1/2"<br>con angolo 15°<br>con 2 supporti fissaggio<br>distanziati di 150 mm<br>L=600 mm<br>L=700 mm<br>L=1000 mm | <b>Stainless steel pipe</b><br>with 2 outlets for nipples 1/2"<br>with angle 15°<br>with 2 brackets spacing<br>between outlets 150 mm<br>L=600 mm<br>L=700 mm<br>L=1000 mm |              |













| Art.                                                                                | Art. No.                                      | Descrizione                                                                                                               | Description                                                                                                        | Prezzo Price |
|-------------------------------------------------------------------------------------|-----------------------------------------------|---------------------------------------------------------------------------------------------------------------------------|--------------------------------------------------------------------------------------------------------------------|--------------|
|    | <b>6214</b><br><b>6214-1</b><br><b>6214-2</b> | <b>Tubo acciaio inox 1/2"</b><br>diritto con filetto<br>maschio/femmina<br><br>L=500 mm<br>L=750 mm<br>L=1000 mm          | <b>Stainless steel pipe 1/2"</b><br>Straight with male/female<br>thread<br><br>L=500 mm<br>L=750 mm<br>L=1000 mm   |              |
|    | <b>6215</b><br><b>6215-1</b><br><b>6215-2</b> | <b>Tubo acciaio inox 1/2"</b><br>diritto con filetto<br>maschio/maschio<br><br>L=500 mm<br>L=750 mm<br>L=1000 mm          | <b>Stainless steel pipe 1/2"</b><br>straight male/male<br><br>L=500 mm<br>L=750 mm<br>L=1000 mm                    |              |
|   | <b>6230</b>                                   | <b>Tubo distribuzione in acciaio inox 1/2"</b><br>uscita 15°<br>L=750 mm                                                  | <b>Stainless steel circulation pipe 1/2"</b><br>outlet 15°<br>L=750 mm                                             |              |
|  | <b>6231</b>                                   | <b>Tubo distribuzione in acciaio inox 1/2"</b><br>con 2 uscite 15°<br>distanza tra le uscite 150mm<br>L=750 mm            | <b>Stainless steel circulation pipe 1/2"</b><br>with 2 outlets 15°<br>spacing between outlets<br>150mm<br>L=750 mm |              |
|  | <b>6240</b>                                   | <b>Tubo distribuzione in acciaio inox 1/2"</b> 180°<br>per 2 abbeveratoi in 2 box<br>uscite 15°<br>altezza interna 425 mm | <b>Stainless steel pipe 1/2"</b><br>180° for 2 drinkers in 2<br>boxes<br>outlets 15°<br>inside 425 mm high         |              |
|  | <b>6241</b>                                   | <b>Tubo in acciaio inox 1/2"</b><br>con supporti<br>uscite 15°<br>L=660 mm                                                | <b>Stainless steel pipe 1/2"</b><br>with brackets<br>outlets 15°<br>L=660 mm                                       |              |





| Art.                                                                                | Art. No.       | Descrizione                                                                                | Description                                                                        | Prezzo Price |
|-------------------------------------------------------------------------------------|----------------|--------------------------------------------------------------------------------------------|------------------------------------------------------------------------------------|--------------|
|    | <b>4106-04</b> | <b>Tubo tondo in PVC</b><br>25 mm Ø x 2,4 ND 16 disponibile in lunghezze fino a 5 m        | <b>PVC-round pipe</b><br>25 mm Ø x 2,4 ND 16 available in lengths up to 5 m        |              |
|                                                                                     | <b>4108-04</b> | <b>Tubo tondo in PVC</b><br>¾" (26,7 mm Ø) x 2,4 ND 16 disponibile in lunghezze fino a 5 m | <b>PVC-round pipe</b><br>¾" (26,7 mm Ø) x 2,4 ND 16 available in lengths up to 5 m |              |
|    | <b>4341-04</b> | <b>Terminale da incollare</b><br>25 mm Ø interno                                           | <b>Glue end cap</b><br>25 mm Ø inside                                              |              |
|                                                                                     | <b>4321-04</b> | <b>Terminale da incollare</b><br>¾" interno                                                | <b>Glue end cap ¾" inside</b>                                                      |              |
|                                                                                     | <b>4342-04</b> | <b>Terminale da incollare</b><br>25 mm Ø interno con tappo                                 | <b>Glue end cap 25 mm Ø inside with vent plug</b>                                  |              |
|                                                                                     | <b>4322-04</b> | <b>Terminale da incollare ¾"</b><br>interno con tappo                                      | <b>Glue end cap ¾" inside with vent plug</b>                                       |              |
|   | <b>4343-04</b> | <b>Angolare da incollare</b><br>25 mm Ø interno                                            | <b>Glue elbow</b><br>25 mm Ø inside                                                |              |
|                                                                                     | <b>4323-04</b> | <b>Angolare da incollare</b><br>¾" interno                                                 | <b>Glue elbow ¾" inside</b>                                                        |              |
|  | <b>4344-04</b> | <b>Raccordo a T</b><br>25 mm Ø interno da incollare                                        | <b>Glue T-connector</b><br>25 mm Ø inside                                          |              |
|                                                                                     | <b>4324-04</b> | <b>Raccordo a T</b><br>¾" interno da incollare                                             | <b>Glue T-connector</b><br>¾" inside glued joint                                   |              |
|  | <b>4345-04</b> | <b>Raccordo per collegare il tubo tondo 25 mm Ø, da incollare</b>                          | <b>Glue connector to join the round pipe 25 mm Ø</b>                               |              |
|                                                                                     | <b>4325-04</b> | <b>Raccordo per collegare il tubo tondo ¾", da incollare</b>                               | <b>Glue connector to join the round pipe ¾"</b>                                    |              |
|  | <b>4356-04</b> | <b>Raccordo filettato ¾" da incollare al tubo tondo 25 mm Ø</b>                            | <b>Transition piece</b><br>¾" thread to 25 mm Ø glued joint                        |              |
|                                                                                     | <b>4328-04</b> | <b>Raccordo filettato ¾" da incollare al tubo tondo ¾"</b>                                 | <b>Transition piece ¾" thread to ¾" glued joint</b>                                |              |
|  | <b>4349-01</b> | <b>Gancio per tubo tondo</b><br>Art. 4106-04                                               | <b>Ceiling clamp for round pipe art. 4106-04</b>                                   |              |
|                                                                                     | <b>4329-01</b> | <b>Gancio per tubo tondo</b><br>Art. 4108-04                                               | <b>Ceiling clamp for round pipe art. 4108-04</b>                                   |              |





| Art.                                                                                | Art. No.       | Descrizione                                                    | Description                                                  | Prezzo Price |
|-------------------------------------------------------------------------------------|----------------|----------------------------------------------------------------|--------------------------------------------------------------|--------------|
|    | <b>4209-00</b> | <b>Uscita ad angolo 90°</b><br>filettata 3/4" per tubo 3/4"    | <b>Outlet, 90° elbow</b><br>thread 3/4" for pipe 3/4"        |              |
|                                                                                     | <b>4249-00</b> | <b>Uscita dritta</b><br>filettata 3/4" per tubo 3/4"           | <b>Outlet straight</b><br>thread 3/4" for pipe 3/4"          |              |
|    | <b>4217-00</b> | <b>Dado in plastica 3/4"</b>                                   | <b>Plastic nut 3/4"</b>                                      |              |
|                                                                                     | <b>4218-00</b> | <b>Dado in plastica 1/2"</b>                                   | <b>Plastic nut 1/2"</b>                                      |              |
|    | <b>4311-00</b> | <b>Portagomma filettato 1/2"</b> per tubo 1/2"                 | <b>Hose connector</b> thread 1/2" for pipe 1/2"              |              |
|    | <b>4310-00</b> | <b>Portagomma filettato 1/2"</b> con dado a manicotto 3/4"     | <b>Hose connector 1/2"</b> with sleeve nut 3/4"              |              |
|                                                                                     | <b>4312-00</b> | <b>Portagomma filettato 3/4"</b> con dado a manicotto 3/4"     | <b>Hose connector 3/4"</b> with sleeve nut 3/4"              |              |
|   | <b>4330-06</b> | <b>Portagomma filettato 1/2"</b> per tubo 3/4"                 | <b>Hose connector</b> thread 1/2" for pipe 3/4"              |              |
|                                                                                     | <b>4331-06</b> | Lo stesso per tubo 1/2"                                        | Ditto for pipe 1/2"                                          |              |
|  | <b>4216-01</b> | <b>Tappo R 1/2"</b>                                            | <b>Plug R 1/2"</b>                                           |              |
|                                                                                     | <b>4377-01</b> | <b>Tappo R 3/4"</b>                                            | <b>Plug R 3/4"</b>                                           |              |
|  | <b>4313-00</b> | <b>Portagomma ad angolo</b> con ghiera mobile 1/2"             | <b>Angle hose connector</b> with sleeve cap nut 1/2"         |              |
|  | <b>4378-00</b> | <b>Presastaffa</b> con ghiera mobile 1/2" per tubo 25 Ø        | <b>Clamp</b> with cap nut 1/2" for pipe 25 Ø                 |              |
|                                                                                     | <b>4379-00</b> | <b>Presastaffa</b> con ghiera mobile 1/2" per tubo 26,7 (3/4") | <b>Clamp</b> with cap nut 1/2" for pipe 26,7 (3/4")          |              |
|  | <b>4208-00</b> | <b>Uscita ad angolo 3/4"</b> completa di dado e guarnizione    | <b>Elbow outlet 3/4"</b> complete with hex nut and washer    |              |
|                                                                                     | <b>4250-00</b> | <b>Uscita dritta 3/4"</b> completa di dado e guarnizione       | <b>Outlet straight 3/4"</b> complete with hex nut and washer |              |
|  | <b>4212-05</b> | <b>Guarnizione 3/4"</b> per filetto esterno                    | <b>Washer 3/4"</b> for external thread                       |              |
|                                                                                     | <b>4213-05</b> | <b>Guarnizione 3/4"</b> per filetto interno                    | <b>Washer 3/4"</b> for internal thread                       |              |
|                                                                                     | <b>4214-05</b> | <b>Guarnizione 1/2"</b> per filetto esterno                    | <b>Washer 1/2"</b> for external thread                       |              |
|                                                                                     | <b>4215-04</b> | <b>Guarnizione 1/2"</b> per filetto interno                    | <b>Washer 1/2"</b> for internal thread                       |              |






| Art.                                                                               | Art. No.      | Descrizione                                                                                                                                        | Description                                                                                                                                      | Prezzo Price |
|------------------------------------------------------------------------------------|---------------|----------------------------------------------------------------------------------------------------------------------------------------------------|--------------------------------------------------------------------------------------------------------------------------------------------------|--------------|
|   | <b>4260</b>   | <b>Alimentazione principale acqua</b> con filtro, contalitri, valvola riduzione pressione e dosatore medicinale Art. 4238-1 senza Bypass           | <b>Main water supply</b> with waterfilter, watermeter, pressure reduce valve and medicator art. 4238-1 without bypass                            |              |
|                                                                                    | <b>4260-1</b> | come Art. 4260 ma assemblato con <b>filtro autopulente</b> al posto del filtro standard                                                            | as art. 4260 but assembled with <b>flush back filter</b> for standard water filter                                                               |              |
|                                                                                    | <b>4260-2</b> | come Art. 4260 ma con <b>valvola solenoide</b> (sempre aperta) 230 V 50 Hz                                                                         | as art. 4260 but with <b>solenoid valve</b> (currentless open) 230 V 50 Hz                                                                       |              |
|                                                                                    | <b>4260-3</b> | come Art. 4260 ma assemblato con <b>filtro autopulente</b> al posto del filtro standard e con <b>valvola solenoide</b> (sempre aperta) 230 V 50 Hz | as art. 4260 but assembled with <b>flush back filter</b> for standard water filter and with <b>solenoid valve</b> (currentless open) 230 V 50 Hz |              |
|  | <b>4265</b>   | <b>Alimentazione principale acqua</b> con filtro, contalitri, valvola riduzione pressione e dosatore medicinale Art. 4238-1 con Bypass             | <b>Main water supply</b> with waterfilter, watermeter, pressure reduce valve and medicator art. 4238-1 with bypass                               |              |

In alternativa si possono includere nell'alimentazione principale i seguenti dosatori medicinale. Attenzione, i prezzi cambiano (vd. il listino qui sotto)!



Alternatively the following Medicator can be built into the Main water supply. Attention, thus develop new prices (see price list below)!

|                                                                                     |               |                                                 |                                       |                                                                                                           |
|-------------------------------------------------------------------------------------|---------------|-------------------------------------------------|---------------------------------------|-----------------------------------------------------------------------------------------------------------|
|  | <b>4237</b>   | Dosatore medicinale Dosatron 0,2 – 1,6 %; 3/4"  | Medicator Dosatron 0,2 – 1,6 %; 3/4"  | Alimentazione principale / Main water supply                                                              |
|                                                                                     | <b>4238</b>   | Dosaggio 1,0 – 5,0 %; 3/4"                      | Ditto dosage 1,0 – 5,0 %; 3/4"        | Alimentazione principale / Main water supply                                                              |
|                                                                                     | <b>4239-2</b> | Dosaggio 1,0 – 10,0 %; 3/4"                     | Ditto dosage 1,0 – 10,0 %; 3/4"       | Alimentazione principale / Main water supply                                                              |
|  | <b>4237-1</b> | Dosatore medicinale D25 RE2 / 0,2 – 2 %; 3/4"   | Medicator D25 RE2 / 0,2 – 2 %; 3/4"   | Alimentazione principale / Main water supply                                                              |
|                                                                                     | <b>4238-1</b> | Dosatore medicinale D25 RE5 / 1,0 – 5 %; 3/4"   | Medicator D25 RE4 / 0,5 – 4 %; 3/4"   | Standard nell'alimentazione principale indicata sopra / Standard in the main water supply specified above |
|                                                                                     | <b>4239-1</b> | Dosatore medicinale D25 RE10 3,0 – 10,0 %; 3/4" | Medicator D25 RE10 3,0 – 10,0 %; 3/4" | Alimentazione principale / Main water supply                                                              |












| Art.                                                                                | Art. No. | Descrizione                                                                                                                                                         | Description                                                                                                                                                    | Prezzo Price |
|-------------------------------------------------------------------------------------|----------|---------------------------------------------------------------------------------------------------------------------------------------------------------------------|----------------------------------------------------------------------------------------------------------------------------------------------------------------|--------------|
|    | 4251     | <b>Dosatore elettrico UniDos 1</b><br>Anti acido<br>per carico dosaggio e timer di dosaggio con 0,01 – 15 %<br>max. portata 2400 L/h<br>max. quantità dosata 12 L/h | <b>Electrical Doser UniDos 1</b><br><b>Acid-proof</b><br>for load dosage and timer dosage with 0,01 – 15%<br>Max. Flow 2400 L/h<br>Max. Dosing quantity 12 L/h |              |
|                                                                                     | 4252     | <b>Dosatore elettrico UniDos 2</b><br>Anti acido<br>per carico dosaggio e timer di dosaggio con 0,01 – 15 %<br>max. portata 2400 L/h<br>max. quantità dosata 24 L/h | <b>Electrical Doser UniDos 2</b><br><b>Acid-proof</b><br>for load dosage and timer dosage with 0,01 – 15%<br>Max. Flow 2400L/h<br>Max. Dosing quantity 24 L/h  |              |
|                                                                                     | 4253     | <b>Dosatore elettrico UniDos 3</b><br>Anti acido<br>per carico dosaggio e timer di dosaggio con 0,01 – 15 %<br>max. portata 2400 L/h<br>max. quantità dosata 90 L/h | <b>Electrical Doser UniDos 3</b><br><b>Acid-proof</b><br>for load dosage and timer dosage with 0,01 – 15%<br>Max. Flow 2400L/h<br>Max. Dosing quantity 90 L/h  |              |
|   | 4261     | Alimentazione acqua principale con filtro, valvola riduz. pressione e dosatore elettrico UniDos 1 Art. 4251 senza by-pass                                           | Main water supply with waterfilter, pressure reduce valve and electrical doser art. 4251 without bypass                                                        |              |
|                                                                                     | 4262     | Alimentazione acqua principale con filtro, valvola riduz. pressione e dosatore elettrico UniDos 2 Art. 4252 senza by-pass                                           | Main water supply with waterfilter, pressure reduce valve and electrical doser UniDos 2 art. 4252 without bypass                                               |              |
|  | 4263     | Alimentazione acqua principale con filtro, contaltri, valvola riduzione pressione                                                                                   | Main water supply with waterfilter, watermeter, pressure reduce valve                                                                                          |              |
|                                                                                     | 4263-1   | come Art. 4263 ma assemblato con filtro auto-pulente al posto del filtro standard                                                                                   | as art. 4263 but assembled with flush back filter for standard water filter                                                                                    |              |
|                                                                                     | 4263-2   | come Art. 4263 ma con valvola solenoide (sempre aperta) 230 V 50 Hz                                                                                                 | as art. 4263 but with solenoid valve (currentless open) 230 V 50 Hz                                                                                            |              |
|                                                                                     | 4263-3   | come Art. 4263 ma assemblato con filtro auto-pulente al posto del filtro standard e con valvola solenoide (sempre aperta) 230 V 50 Hz                               | as art. 4263 but assembled with flush back filter for standard water filter and with solenoid valve (currentless open) 230 V 50 Hz                             |              |



| Art.                                                                                | Art. No.      | Descrizione                                                                                                                                                    | Description                                                                                                                                | Prezzo Price |
|-------------------------------------------------------------------------------------|---------------|----------------------------------------------------------------------------------------------------------------------------------------------------------------|--------------------------------------------------------------------------------------------------------------------------------------------|--------------|
|    | <b>4237</b>   | <b>Dosatore medicinale</b><br>Dosatron 0,2 – 1,6 %; 3/4"                                                                                                       | <b>Medicator</b><br>Dosatron 0,2 – 1,6 %; 3/4"                                                                                             |              |
|                                                                                     | <b>4238</b>   | Dosaggio 1,0 – 5,0 %; 3/4"                                                                                                                                     | Dosage 1,0 – 5,0 %; 3/4"                                                                                                                   |              |
|                                                                                     | <b>4239-2</b> | Dosaggio 1,0 – 10,0 %; 3/4"                                                                                                                                    | Dosage 1,0 – 10,0 %; 3/4"                                                                                                                  |              |
|                                                                                     | <b>4240</b>   | Dosaggio 0,2 – 2,0%; 1 1/2"                                                                                                                                    | Dosage 0,2 – 2,0 %; 1 1/2"                                                                                                                 |              |
|                                                                                     | <b>4241</b>   | <b>Base per dosatron Art. 4240</b>                                                                                                                             | <b>Feet for medicator art. 4240</b>                                                                                                        |              |
|    | <b>4237-1</b> | <b>Dosatore</b><br>D25 RE2 / 0,2 – 2 %; 3/4"                                                                                                                   | <b>Medicator</b><br>D25 RE2 / 0,2 – 2 %; 3/4"                                                                                              |              |
|                                                                                     | <b>4238-1</b> | <b>Dosatore</b><br>D25 RE5 / 1,0 – 5,0 %; 3/4"                                                                                                                 | <b>Medicator</b><br>D25 RE5 / 1,0 – 5,0 %; 3/4"                                                                                            |              |
|                                                                                     | <b>4239-1</b> | <b>Dosatore</b><br>D25 RE10 / 3,0 – 10 %; 3/4"                                                                                                                 | <b>Medicator</b><br>D25 RE10 / 3,0 – 10, %; 3/4"                                                                                           |              |
|   | <b>4248</b>   | <b>Mixer 60 ltr. 230 V 50 Hz</b>                                                                                                                               | <b>Mixer 60 lt. 230 V 50 Hz</b>                                                                                                            |              |
|                                                                                     | <b>4258</b>   | <b>Mixer 180 ltr. 230 V 50 Hz</b>                                                                                                                              | <b>Mixer 180 lt. 230 V 50 Hz</b>                                                                                                           |              |
|  | <b>9231</b>   | <b>Filtro acqua per</b><br>l'alimentazione principale,<br>filetto 3/4"<br>100 MIKRON                                                                           | <b>Water filter for the main</b><br>water supply thread 3/4"<br>100 MIKRON                                                                 |              |
|                                                                                     | <b>9222</b>   | <b>Cartuccia completa per filtro</b><br>acqua<br>100 MIKRON                                                                                                    | <b>Spare cartridge cpl. for</b><br>water filter 100 MIKRON                                                                                 |              |
|                                                                                     | <b>9223</b>   | <b>Bicchiera</b>                                                                                                                                               | <b>Filtercase</b>                                                                                                                          |              |
|  | <b>4228</b>   | <b>Valvola riduzione pressione</b><br>per l'alimentazione principale<br>filettata 3/4"<br>pressione ingresso: 2,5 – 16<br>bar<br>pressione uscita: 1,5 – 6 bar | <b>Pressure reducing valve</b><br>for the main water supply<br>thread 3/4"<br>pressure input: 2,5 – 16 bar<br>pressure output: 1,5 – 6 bar |              |
|  | <b>4229</b>   | <b>Conta-litri con raccordo R 3/4"</b>                                                                                                                         | <b>Water meter connection R 3/4"</b>                                                                                                       |              |
|                                                                                     | <b>4230</b>   | <b>Collegamento al computer</b><br>per conta-litri                                                                                                             | <b>Computer connection for</b><br>watermeter                                                                                               |              |
|  | <b>4389</b>   | <b>Valvola a sfera filetto interno</b><br>1/2", cromata                                                                                                        | <b>Ball valve 1/2" internal thread</b><br>metal, chromiumplated                                                                            |              |
|                                                                                     | <b>4390</b>   | <b>Valvola a sfera filetto interno</b><br>3/4", cromata                                                                                                        | <b>Ball valve 3/4" internal thread</b><br>metal, chromiumplated                                                                            |              |
|                                                                                     | <b>4393</b>   | <b>Valvola a sfera filetto esterno</b><br>1/2", cromata                                                                                                        | <b>Ball valve 1/2" ext. thread</b><br>metal, chromiumplated                                                                                |              |
|                                                                                     | <b>4394</b>   | <b>Valvola a sfera filetto esterno</b><br>3/4", cromata                                                                                                        | <b>Ball valve 3/4" ext. thread</b><br>metal, chromiumplated                                                                                |              |



| Art.                                                                                | Art. No.       | Descrizione                                                                                           | Description                                                                                              | Prezzo Price |
|-------------------------------------------------------------------------------------|----------------|-------------------------------------------------------------------------------------------------------|----------------------------------------------------------------------------------------------------------|--------------|
|    | <b>6030-11</b> | <b>Posatoio per suinetti</b><br>400 x 400 mm <sup>1)</sup><br>in nuovo PP                             | <b>Flooring for Piglets</b><br>400 x 400 mm <sup>1)</sup><br>made of new PP                              |              |
|    | <b>6031-11</b> | <b>Posatoio per suinetti</b><br>400 x 400 mm <sup>1)</sup> Oeko<br>(10% quota fessure)<br>in nuovo PP | <b>Flooring for Piglets</b><br>400 x 400 mm <sup>1)</sup> Oeko<br>(10% Share of slits)<br>made of new PP |              |
|    | <b>6035-11</b> | <b>Posatoio per suini</b><br>400 x 400 mm <sup>1)</sup><br>in nuovo PP                                | <b>Flooring for Weaners</b><br>400 x 400 mm <sup>1)</sup><br>made of new PP                              |              |
|    | <b>6040-11</b> | <b>Posatoio per scrofe</b><br>400 x 400 mm <sup>1)</sup><br>in nuovo PP                               | <b>Flooring for Farrowing Pens</b><br>400 x 400 mm <sup>1)</sup><br>made of new PP                       |              |
|   | <b>6043-11</b> | <b>Posatoio per scrofe</b><br>600 x 300 mm <sup>1)</sup>                                              | <b>Flooring for Farrowing Pens</b><br>600 x 300 mm <sup>1)</sup>                                         |              |
|                                                                                     | <b>6041-11</b> | <b>Lo stesso</b><br>600 x 400 mm <sup>1)</sup>                                                        | <b>Ditto</b><br>600 x 400 mm <sup>1)</sup>                                                               |              |
|                                                                                     | <b>6042-11</b> | <b>Lo stesso</b><br>600 x 500 mm <sup>1)</sup><br>in nuovo PP                                         | <b>Ditto</b><br>600 x 500 mm <sup>1)</sup><br>made of new PP                                             |              |
|  | <b>6044-11</b> | <b>Posatoio per maiali chiuso</b><br>600 x 300 mm <sup>1)</sup><br>In nuovo PP                        | <b>Flooring for pigs closed</b><br>600 x 300 mm <sup>1)</sup><br>made of new PP                          |              |
|  | <b>6050-11</b> | <b>Sistema riscaldamento suinetti con acqua calda – ad incastro</b><br>1200 x 400 mm                  | <b>Hot water Piglet heating system – inlay panel</b><br>1200 x 400 mm                                    |              |
|                                                                                     | <b>6052-11</b> | <b>Lo stesso</b><br>1200 x 500 mm<br>In nuovo PP                                                      | <b>Ditto</b><br>1200 x 500 mm<br>Made of new PP                                                          |              |
|  | <b>6051-11</b> | <b>Sistema riscaldamento suinetti con acqua calda – da accostare</b><br>1200 x 400 mm                 | <b>Hot water Piglet heating system – apply panel</b><br>1200 x 400 mm                                    |              |
|                                                                                     | <b>6053-11</b> | <b>Lo stesso</b><br>1200 x 500 mm<br>In nuovo PP                                                      | <b>Ditto</b><br>1200 x 500 mm<br>Made of new PP                                                          |              |
|  | <b>6055-11</b> | <b>Giunto di compensazione</b><br>in nuovo PP                                                         | <b>Side compensation piece</b><br>made of new PP                                                         |              |

\* I dati indicati nel presente catalogo sono puramente indicativi. La casa si riserva ogni possibilità di modifica senza preavviso.

\*\* Le figure nel presente catalogo hanno valore puramente illustrativo allo scopo di spiegare l'utilizzo e/o la funzione.

La casa si riserva ogni possibilità di modifica senza preavviso.